
PRIYADARSHAN KUMAR



PRIYADARSHANFEB09@GMAIL.COM



+919036956835

OBJECTIVE

Working on a Live project where I can utilize my learnings and make more safer and stable structures

TECHNICAL SKILLS

Skilled in **STAAD.Pro**, **ETABS**, **Autocad**, **Microsoft Excel**, **Revit Architecture**, **Autodesk 3ds Max**,

Operating Systems Windows, MacOS

Aware of stress and load calculation for different structures.

Programming
Languages and

Certified Courses: AutoCAD, Revit Architecture and 3ds Max from CADD Center Indira Nagar Bengaluru

EDUCATION

M.TECH, STRUCTURAL ENGINEERING

Manipal Institute of Technology, MAHE, Manipal
Batch: 2021, GPA (SEMI and SEM2): 7.5

B. TECH, CIVIL ENGINEERING

Global Institute of Technology, Maharshi Dayanand university
Batch: 2016, %CGPA: 65.84

CBSE 12th, SKP Vidya Vihar

Batch: 2012, %CGPA: 62.6

CBSE 10th, L A Garden High School

Batch: 2010, CGPA: 8.2

AREA OF INTEREST

Analysis and Design of Tall Buildings, Design of Steel Structures, Earthquake Resistant Design, Offshore
Structural Engineering, Prestressed Concrete Structures, Advanced Mechanics of Solids, Finite Element Method

TECHNICAL ACTIVITIES


INTERNSHIPS:

- Ramky Infrastructure (Three Months June - August 2015)
- Bihar Rajya Pul Nirman Nigam Ltd (Six Months Jan - June 2016)

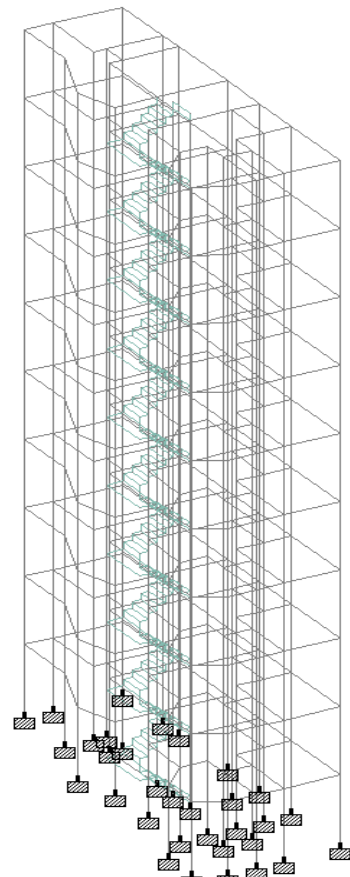
PROJECT:

- Design of Flyover Columns
 - Highway construction
-

SELF EMULATED PROJECT HIGHLIGHT:

- The Project below is a design of 2 - 2BHK 10-storey residential apartment, each storey with height 3 metre.
 - Area of project: 81 sq. metre,
 - Dimension: 13.5 m X 6 m.
 - **Seismic analysis** was carried out using IS 1893 (Part 1) 2016 code.
 - Building is situated in seismic Zone 3.
 - Type of soil: hard.
 - Damping ratio: 5%.
-
- 

LOADING CASES:



Load & Definition

- Seismic Definition (IS 1893 - 2002)
 - ZONE 0.16 RF 5 I 1 SS 1 ST 1 DM 0.05
 - FLOOR WEIGHT 1
 - YRANGE 0 30 FLOAD 3.75
 - MEMBER WEIGHT
 - UNI 2.3
 - UNI 13.8
 - UNI 6.9
 - FLOOR WEIGHT
 - YRANGE 0 27 FLOAD 0.5
 - YRANGE 30 30 FLOAD 0.375
- Pushover Definitions
- Direct Analysis Definition
- Starting Load Definition
- Load Cases Details
 - 1 : EQX
 - 1893 LOAD X 1
 - 2 : EQZ
 - 1893 LOAD Z 1
 - 3 : DL
 - SELFWEIGHT Y -1
 - YRANGE 0 30 FLOAD -3.75 GY
 - UNI GY -2.3 kN/m
 - UNI GY -13.8 kN/m
 - UNI GY -6.9 kN/m
 - 4 : LL
 - YRANGE 0 27 FLOAD -2 GY
 - YRANGE 30 30 FLOAD -1.5 GY
 - 5 : COMBINATION LOAD CASE 5
 - (1) x Load 1
 - (1) x Load 2
 - (1) x Load 3
 - (1) x Load 4
 - 6 : 1.5(DL+LL)
 - (1.5) x Load 3
 - (1.5) x Load 4
 - 7 : 1.2(DL + 1.1)

Buttons: New..., Add..., Edit..., Delete...

Toggle Load

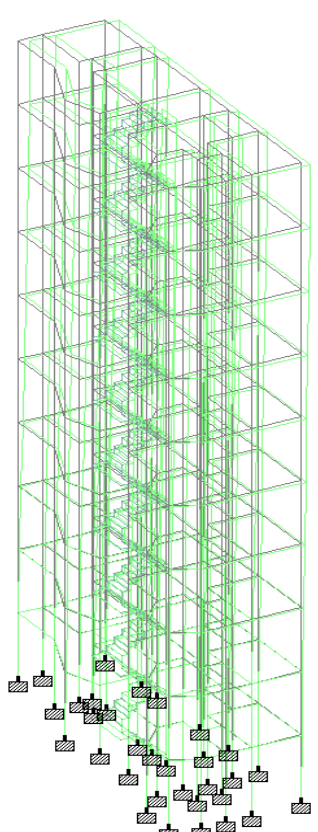
Assignment Method

Assign To Selected Entities Use Cursor To Assign

Assign To View Assign To Edit List

Assign Close Help

DEFLECTIONS:



2BHK - Node Displacements:

			Horizontal	Vertical	Horizontal	Resultant	Rotational		
	Node	L/C	X in	Y in	Z in	in	rX rad	rY rad	rZ rad
Max X	773	13 Generated	1.682	-0.137	-0.185	1.698	-0.000	-0.001	-0.001
Min X	766	19 Generated	-1.409	-0.059	-0.236	1.430	-0.000	0.002	0.001
Max Y	284	1 EQX	0.280	0.050	-0.038	0.287	-0.000	-0.001	-0.001
Min Y	771	6 Generated I	0.145	-0.244	-0.175	0.333	0.000	0.000	-0.000
Max Z	813	18 Generated	0.186	-0.042	0.805	0.827	0.000	0.000	-0.000
Min Z	781	16 Generated	0.314	-0.115	-1.022	1.075	-0.000	0.000	-0.000
Max rX	244	14 Generated	-0.029	-0.174	0.288	0.338	0.001	-0.001	0.001
Min rX	300	16 Generated	0.075	-0.098	-0.488	0.503	-0.001	-0.000	-0.000
Max rY	778	15 Generated	-0.975	-0.151	0.016	0.987	-0.000	0.002	0.000
Min rY	490	13 Generated	1.199	-0.089	-0.182	1.216	-0.000	-0.002	-0.001
Max rZ	248	15 Generated	-0.311	-0.149	0.007	0.345	0.000	0.000	0.002
Min rZ	330	13 Generated	0.656	-0.051	-0.086	0.664	-0.000	-0.002	-0.002
Max Rst	771	13 Generated	1.682	-0.196	-0.135	1.699	0.000	-0.001	-0.001

	0.750	-0.000	0.006	-0.001	0.006
	1.500	-0.000	0.008	-0.001	0.009
	2.250	-0.000	0.005	-0.000	0.005
	3.000	0.000	0.000	0.000	0.000
2 EQZ	0.000	0.000	0.000	0.000	0.000
	0.750	-0.000	0.000	-0.007	0.007
	1.500	-0.000	0.000	-0.006	0.006
	2.250	-0.000	0.000	-0.002	0.002
	3.000	0.000	0.000	0.000	0.000
3 DL	0.000	0.000	0.000	0.000	0.000
	0.750	-0.000	-0.000	-0.000	0.000
	1.500	-0.000	-0.001	-0.001	0.002
	2.250	0.000	-0.001	-0.002	0.002
	3.000	0.000	0.000	0.000	0.000
4 LL	0.000	0.000	0.000	0.000	0.000
	0.750	-0.000	-0.000	-0.000	0.000
	1.500	-0.000	-0.000	-0.000	0.000
	2.250	-0.000	-0.000	-0.000	0.000
	3.000	0.000	0.000	0.000	0.000
5 COMBINATI	0.000	0.000	0.000	0.000	0.000
	0.750	-0.000	0.008	-0.008	0.011
	1.500	-0.000	0.008	-0.008	0.011
	2.250	-0.000	0.004	-0.004	0.006
	3.000	0.000	0.000	0.000	0.000
6 Generated I	0.000	0.000	0.000	0.000	0.000
	0.750	-0.000	-0.001	-0.001	0.001



